

LOW CORONA DISCHARGE CONNECTORS

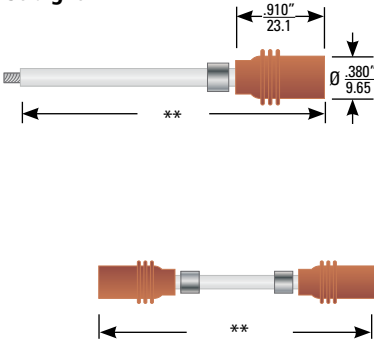
This series of push-on/pull-off Silicone In-line Disconnect (SID) connectors provides a reliable 15 kVDC high voltage connection for use in military and aerospace applications.

A unique interface sealing system allows these connectors to perform well under vibration, shock, altitude and temperature extremes. Mated SID assemblies also have excellent corona characteristics.

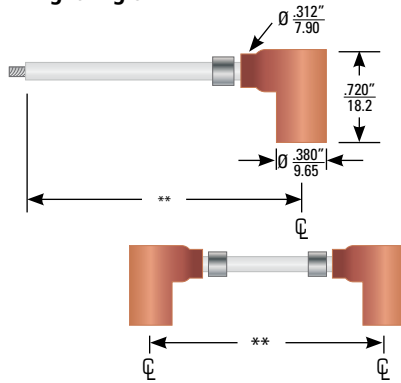
PLUG CABLE ASSEMBLIES

(Dimensions shown as in/mm)

Straight

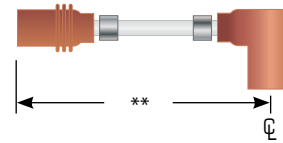


Right Angle



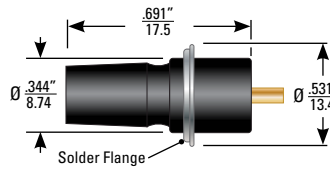
	SINGLE-ENDED	DOUBLE-ENDED	WIRE DIA. (in./mm)	WIRE P/N
STRAIGHT	178-6076	178-6078	.165 / 4.19	178-6179
RT. ANGLE	178-6080	178-6082	.165 / 4.19	178-6179
HYBRID	N/A	178-6084	.165 / 4.19	178-6179

Hybrid



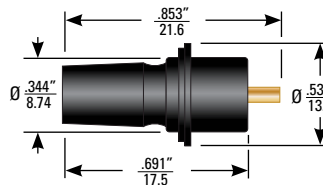
RECEPTACLES

Sealed, Front Mount, Solder Flanged
26RC1031



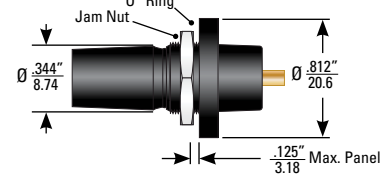
- **Mounting:** Solder flange
- Sealed for 1 ATM differential pressure
- **Max Leak Rate:** 1 x 10⁻⁶ cc/s He @ 1ATM differential pressure

Non-Sealed, Front Mount, Plastic Flanged
29RC1031



- **Mounting:** Designed for encapsulation or bonding

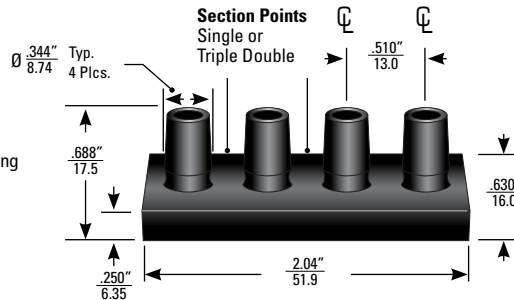
Sealed, Rear Mount, Flanged Jam Nut
60RC1031



- **Mounting:** Jam nut flange
- Sealed for 1 ATM differential pressure
- **Max Leak Rate:** 1 x 10⁻⁶ cc/s He @ 1ATM differential pressure

Non-Sealed, 4-Pin, Receptacle Block
34RC1031

- **Mounting:** Designed for encapsulation or bonding
- **Note:** Block can be precision cut by customer to convert to single, double or triple pin connector



SERIES SPECIFICATIONS

(• = Same value as above)

Series	Voltage Rating (kVDC)	Altitude Rating (ft)	Operating Temp. (°C)	Current Rating (Amp)	Receptacle Insulator Material	Plug Insulator Material	Coupling Style	Coupling Nut Material/Finish	Plug Contact Material/Finish (Socket)	Recept. Contact Material/Finish (Pin)	Wire Type	Wire Insulation	Braid Termination	Test Voltage @ 70,000 ft	Test Voltage @ Sea Level
SID	15	70,000	-54 to 95	7.5	Plastic	Silicone	Push-Pull	N/A	BeCu/Au with CRES Hood	Brass/Au	Non-Shielded	Silicone	N/A	20	N/A

WIRE SPECIFICATIONS

Part Number	Operating Voltage (kVDC)	Conductor			Insulation		Shielding			Jacket		Impedance Ω	Attenuation dB/100 ft @ 400mhz	Capacitance pF/FT (Nom.) @1k HZ
		AWG	Strands	Plating	Material	ø in./mm	AWG	Plating	ø in./mm	Material	ø in./mm			
178-6179	25	20	19/32	SPC	Silicone	0.165 / 4.19	N/A	N/A	N/A	N/A	N/A	N/A	N/A	N/A

****Cable Assembly Ordering Information:** All cable assembly cable lengths are to be specified in inches only. For example, to order part number 178-6027 with a cable length of 10 feet 8 inches the cable assembly part number would be specified as 178-6027-128N.

• **Note:** Product numbers and specs subject to change without notice. • Products listed represent only a small selection of Teledyne Reynolds' products please visit www.teledynereynolds.com for the most up to date product information. • Contact Teledyne Reynolds' Engineering to discuss custom designs. **WARNING:** Connectors should **NEVER** be handled mated or unmated when voltage is applied.